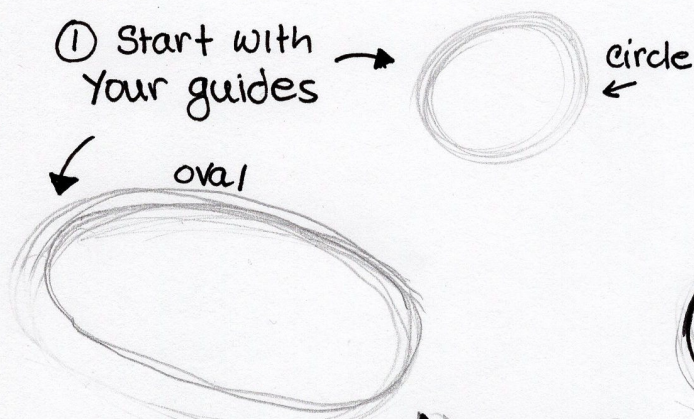
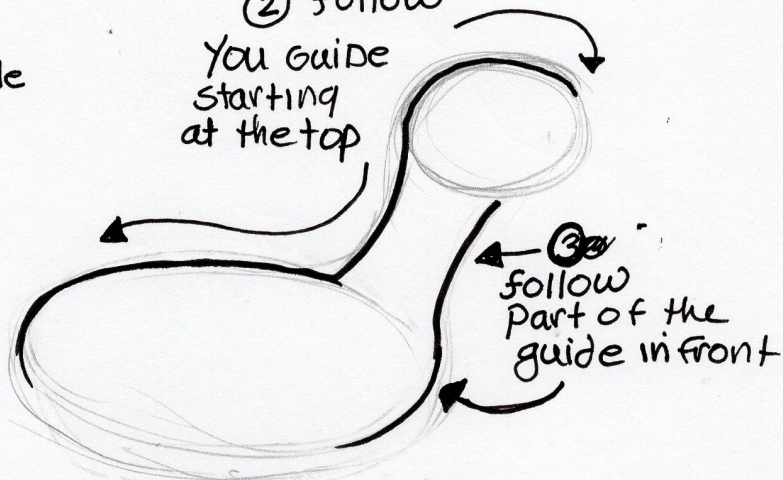


Lets Draw a Fawn!

① Start with Your guides



② follow You guide starting at the top




③ follow part of the guide in front

④ Add the EARS ADD the outline of the snout




⑤ Add an oval nose and mouth.

START the back leg.




⑥ follow the guide to the tail



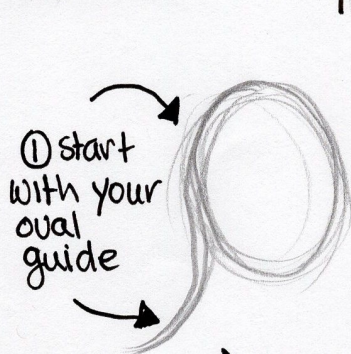
⑦ Finish the back legs

⑧ draw a line to start the front leg.

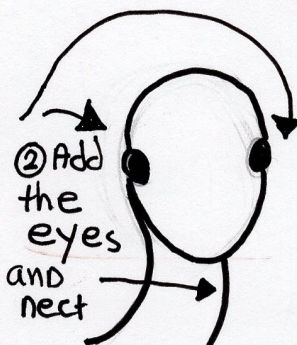


⑨ - Finish front legs and add dots on the back!


① Start with your oval guide




② Add the eyes and neck



③ An oval nose



④ ADD the ears!



Yippie you did it!

Draw a dear face!